

Presentation for Interested Schools

GEORGIA AG EXPERIENCE

— A MOBILE CLASSROOM POWERED BY —



The Georgia Foundation for Agriculture has partnered with various commodity groups and Georgia Farm Bureau, Georgia's largest voluntary agricultural organization with nearly 300,000 member, to bring the Georgia Ag. Experience to students across the state.

Why should you expose your students to agriculture?

It is Georgia's #1 industry employing 1 in 7 Georgians.

In order to ensure that agriculture continues to be the leading industry in our state, we need students who are employed in agriculture and who advocate for agriculture.



Bring Georgia agriculture to your school!

Why we love our program!

- Mobile classroom comes directly to the school!
- Agriculture is no longer a thing of the past! This mobile classroom is high-tech and shows the future of farming!
- Targeted at grades 3-5
- The curriculum was developed by UGA Ag Education and Leadership Professors
- The Pre and Post lesson plans provide students with a comprehensive deep-dive into Georgia agriculture
- There is a strong emphasis on careers and STEM.
- Our Agricultural Careers Interest Survey was approved by the Georgia Department of Agriculture and Georgia Agricultural Education

What is the “Georgia Ag Experience”?

The Georgia Ag Experience is a unique STEM based educational program that invites students across Georgia to explore the vast opportunities in agriculture.

Grades: 3 -5

The full program involved 3 main components:

1

PRE VISIT

1 educational lesson
exposing students to the
basics of Georgia
Agriculture

2

CLASSROOM VISIT

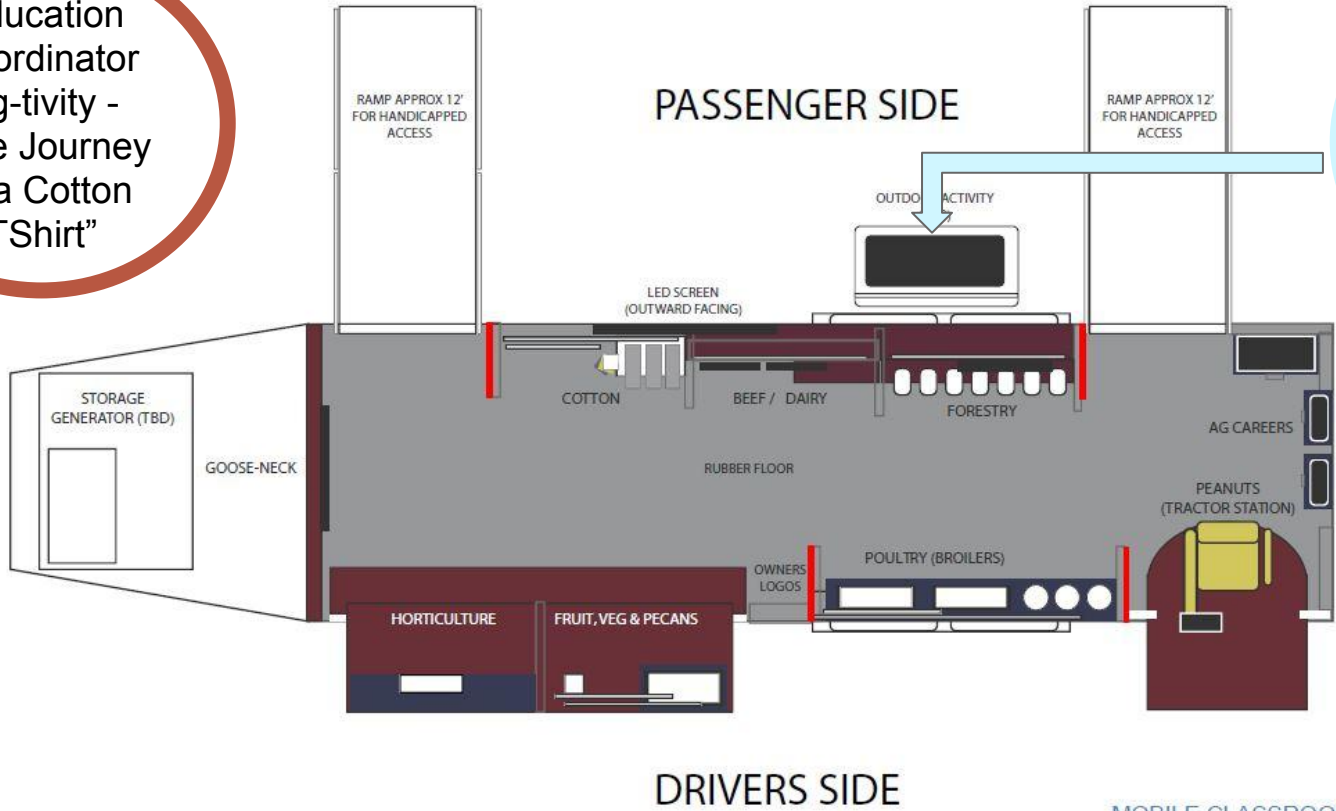
1-hr in person experience
per student with self
guided study

3

POST VISIT

1 investigative research
project and optional Stem
Challenge Competition
with prizes

Education Coordinator
Ag-tivity -
“The Journey
of a Cotton
TShirt”



Student
Ag-tivity with
TV Screen -
“Ag Time with
Ranger Nick”

MOBILE CLASSROOM-FLOOR PLAN

Mobile Classroom Visit:

OUTSIDE



INSIDE



1 hour experience per student in 2-3 groups

If class size less than 15...

Trailer	Live "Ag-tivity"
Group 1 30 mins	Group 2 30 mins

If class size is 15-30...

Live "Ag-tivity"	Trailer	Teacher-led discussion
Group 1 20 mins	Group 2 20 mins	Group 3 20 mins

*allow for social distancing if a larger class


HORTICULTURE

The growing, selling, planting and care of plants



FRUIT, VEGETABLES & PECANS

World famous produce



Station Objectives


- Horticulture—the diversity of the horticulture industry is shown through interactive augmented reality scenes that tell the journey of a plant from greenhouse to garden center to right in your backyard
- Fruit, Vegetable & Pecans—students act as a grocery store clerk and learn how to recognize Georgia grown food products with a UPC scanner learning activity
- Cotton—students explore the cycles of cotton production with a video spinner that allows the scenes to be played in reverse, sped up or slowed down. Cotton materials are compared side by side to petroleum-based products.
- Beef & Dairy—an animated learning game where students experience the job responsibilities of typical industry careers and get the option of exploring both beef and dairy industries

Inside the mobile classroom: 8 Station Visits + Scavenger Hunt



Station Objectives

- Poultry – a comprehensive learning game experience where students engineer a poultry house and must successfully raise hundreds of chickens
- Peanuts—an augmented reality FENDT tractor simulator that allows students to experience the peanut planting, harvesting and post-harvest production
- Forestry—with a byproducts matching learning activity, students learn the surprising outputs that come from trees
- Careers in Agriculture—student explore the vast opportunities in agriculture by taking a career interest survey. They receive their results with a career badge sticker and watch interactive hologram videos to learn from ag professionals



Inside the mobile classroom: 8 Station Visits + Scavenger Hunt

COVID-19 PLAN

WHAT WE ARE DOING TO HELP KEEP EVERYONE SAFE

Mobile Ag. Experience Covid-19 plan is based on the current Center for Disease Control guidelines and will be modified as needed. We will also abide by all school guidelines.

COVID-19 PLAN

Guidelines for Education Coordinators and Volunteers:

- Required to wear a face mask
- Temperature taken and recorded in the morning
- Hands washed between groups of students
- Stations will be sanitized after each visit
- Deep cleaning of the trailer will be completed at the end of each day

Guidelines for Students and Teachers:

- Hands washed before they visit the mobile ag classroom
- Hand sanitizer will be used as students enter and exit the trailer
- Students will practice social distancing during all activities
- One student per station (volunteer inside the trailer will be monitoring)

We will add a third activity if there are more than 15 students in the class.
The max group size for any activity will be 8.

Students will be socially distanced while the education coordinator completes the outside lesson and during the 3rd activity if it is needed.

Cost: Mobile Visit Fee

\$250
per day

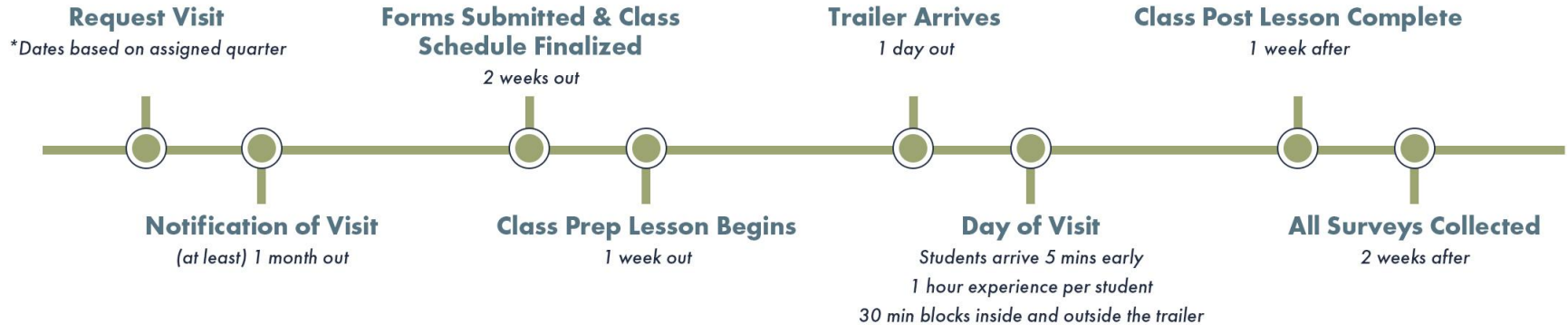
*2 day minimum per school

*subject to change

- 1 County Office
- 2 School Budget
- 3 Local Sponsors
- 4 Combination

4 ways to pay

Timeline: From Request to Post Visit



Visit & Sign Up Dates by District


Schedule

School Months:
August – May
(Weekdays only)

Summer Months:
June—August. Full week available for community organizations and public events with a large number of students

Available Visit Dates	Area	Notes	Sign Up Period
January 4 – January 22, 2021	District 10		October 2020
January 25—February 12, 2021	District 9		October 2020
February 15—March 5, 2021	District 8		October 2020
March 8—March 31, 2021	District 6	Some dates excluded	October 2020
April 5—April 23, 2021	District 5		January 2021
April 26—May 14, 2021	District 3		January 2021
June 1—June 30, 2021	Open		January 2021
July 1—August 6, 2021	Open	Some dates excluded	April 2021
August 18—September 10, 2021	District 1	Labor Day excluded	April 2021
September 13—October 1, 2021	District 2		April 2021
October 6—October 22, 2021	NA	Georgia State Fair & Sunbelt Ag Expo	NA
October 25—November 12, 2021	District 4		July 2021
November 15—December 10, 2021	District 7	Some dates excluded	July 2021

Boots on the ground! Staffing the classroom



Hauler

- Main responsibilities: school communication, delivering the vehicle with full generator gas and managing repairs

District Education Coordinator

- Main responsibilities: ensuring all station and activities are run smoothly

Main Contact: County Office Manager (preferred) or designated volunteer

- Main responsibilities: all school communication - requesting the visit, collecting all forms and payment, day-of student safety and sanitation

Support: 1-2 volunteers

- Main responsibilities: Day-of student safety and sanitation

Main Contact: 1 School appointed volunteer

- Main responsibilities: county office communication - delivering and collecting forms from teachers, developing class schedules, ensuring pre/post lesson plans are completed and communication with hauler for delivery

1 teacher per class

What's required?

School Provides:

- Class time for Pre and Post Educational Lessons + Surveys
- Minimum of 2 days for mobile classroom visits
- At least 1 school appointed volunteer to assist with classes and scheduling
- Secure, Level, Paved Parking, away from roadways
- 45'L x 30'W space for trailer (Possible 65'L x 30'W for truck and trailer)

Mobile Classroom Provides:

- 1 district education coordinator
- 1-2 Georgia Farm Bureau county volunteers
- 5, 50 minute classes per day
- Average visits of 150 students per day
- 8 internal stations and 1 external hands-on activity
- STEM curriculum developed by UGA
- Hand outs and take home flyers for students
- Additional lesson plans for continued engagement
- Sanitation and social distancing plans for COVID-19

Additional Resources for Ag Education

Most importantly, we want agriculture to continue to be a staple in your classrooms. Check out these ideas on how you can do that!

- Reserve a “Traveling Trunk” through our County Farm Bureau office. Georgia Farm Bureau has traveling ag education boxes on forestry and peanuts. These kits provide you all the materials you need to teach a lesson (or two) on either topic.
- Visit the Georgia Ag Experience website (www.GeorgiaAgExperience.Org). We have fun activities for kids and additional lesson plans that correspond with each station the students visited in the mobile classroom.
- Visit gfb.ag/aic for AgMags, lesson ideas, ag-tivities, no-bake recipes, book suggestions and much more!
- Contact us at the local County Farm Bureau office to learn how we can be a part of your classroom lessons and activities.

Thank you for allowing us to educate your students about agriculture, and please let me know how

we can continue to support agriculture education in your school.

Thank you!

We appreciate you allowing us to educate your students about agriculture, and please let me know how we can continue to support agriculture education in your school.

GEORGIA AG EXPERIENCE

— A MOBILE CLASSROOM POWERED BY —



GEORGIA
FOUNDATION
FOR AGRICULTURE